CUSTOMER DRAWING

REVISIONS				
SYM	ECN No.	DESCRIPTION	DATE	APPROVED
AX1			09/13/2007	Joan

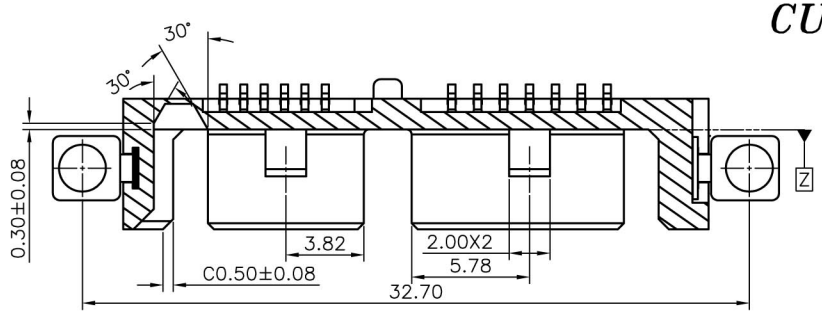

SECTION D–D

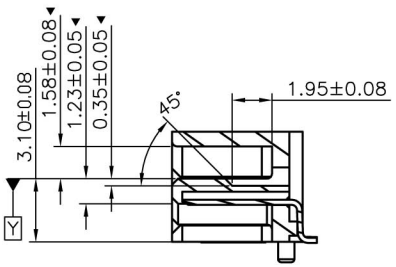

SECTION A–A

NOTES:
1.MATERIAL:
HOUSING:LCP E130i +30% G/F UL94V-0 COLOR:BLACK
CONTACT:BRASS
BOARD LOCK: BRASS
2.FINISH:
CONTACT: 15"GOLD/TIN PLATING ON CONTACT AREA
100u" MIN.TIN PLATING ON SOLDERTAILS
50u" MIN.NICKEL UNDERPLATING OVER ALL
BOARD LOCK:100u" MIN.TIN PLATING ON SOLDERTAILS
50u" MIN.NICKEL UNDERPLATING OVER ALL

PART NUMBER SYSTEM: T5048E29 X B304U4

Cantact Plating

1 = G/F
2 = 15u
3 = 30u

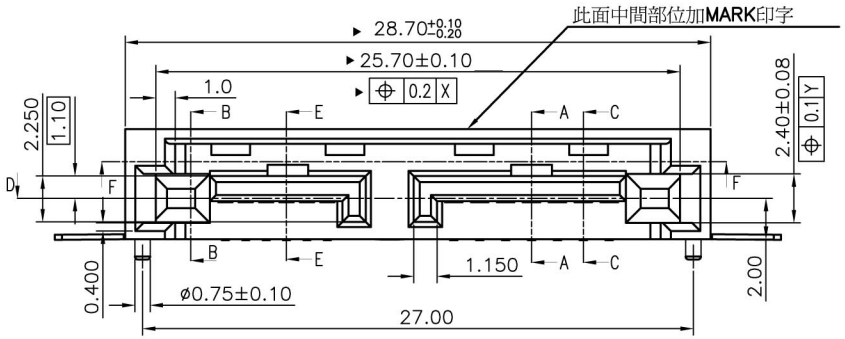

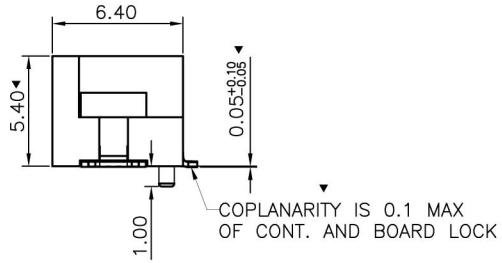

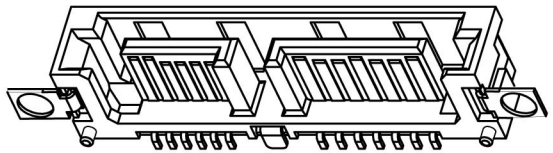

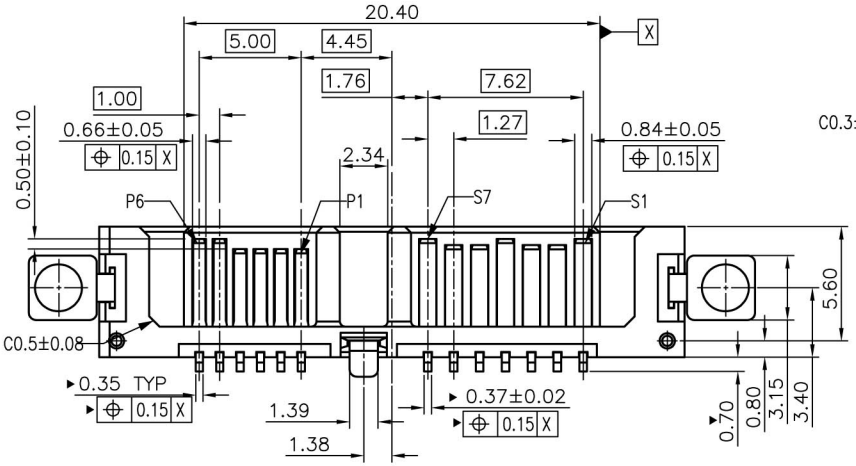

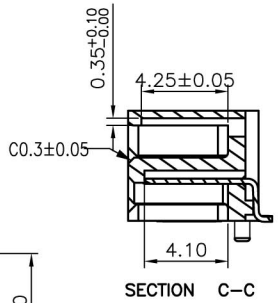

SECTION C–C

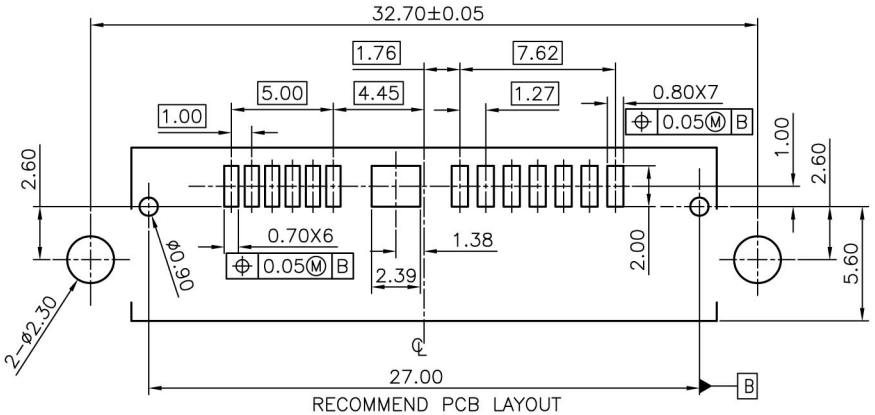

RECOMMEND PCB LAYOUT
PCB TOLERANCE:±0.05

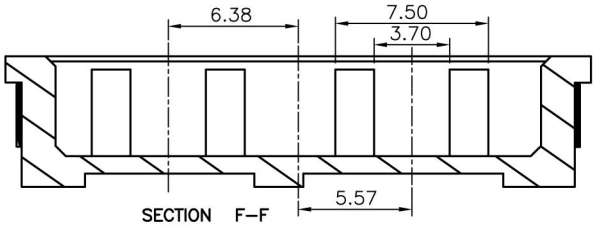

SECTION F–F

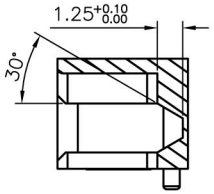

SECTION B–B

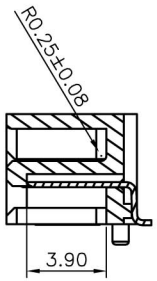

SECTION E–E

TOLERANCE UNIT(mm)		APPROVALS	DATE
X.	±0.50	DRAWN Joan	09/13/2007
X.X	±0.38	CHECKED Johnson Chen	09/13/2007
X.XX	±0.25	APPROVED Johnson Chen	09/13/2007
X.XXX	±0.10		
ANGULAR	±3°		
UNLESS OTHERWISE SPECIFIED		UNIT MM	

TC&C Electronic Co,.Ltd

TITLE
SATA 7+6P Right Angle Plug SMT TYPE

SCALE N.A.	PART NO.	DRAWING NO.	REV.
SHEET 1 OF 1	T5048E29XB304U4	SATA-1562C2A	AX1
CUSTOMER CODE		CUSTOMER PART NO.	