

LL-503YT2E-016

DATA SHEET

QC:

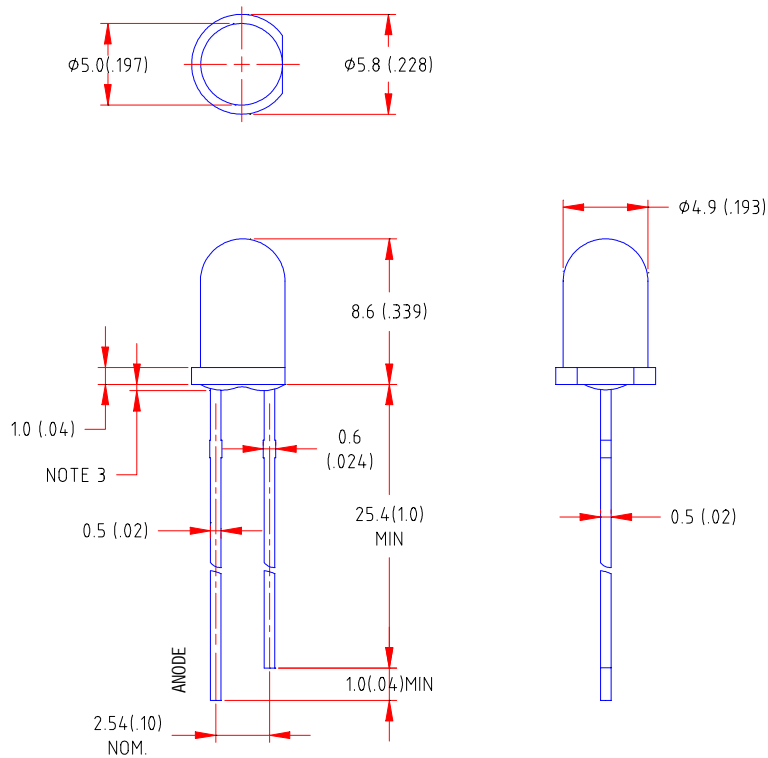
ENG:

Prepared By:

Features

- ◆ High intensity
- ◆ Standard T-1 3/4 diameter package
- ◆ Wide viewing angle
- ◆ General purpose leads
- ◆ Reliable and rugged

Package Dimension:



Part NO.	Lens Color	Source Color
LL-503YT2E-016	Yellow Transparent	Super Bright Yellow

Notes:

1. All dimensions are in millimeters (inches).
2. Tolerance is $\pm 0.25 (.010)$ mm unless otherwise noted.
3. Protruded resin under flange is 1.0mm(.04") max
4. Lead spacing is measured where the leads emerge from the package.
5. Specifications are subject to change without notice

Absolute Maximum Ratings at Ta=25°C

Parameter	MAX.	Unit
Power Dissipation	100	mW
Peak Forward Current (1/10 Duty Cycle, 0.1ms Pulse Width)	100	mA
Continuous Forward Current	50	mA
Derating Linear From 50°C	0.4	mA/°C
Reverse Voltage	5	V
Operating Temperature Range	-40°C to +80°C	
Storage Temperature Range	-40°C to +80°C	
Lead Soldering Temperature [4mm(.157") From Body]	260°C for 5 Seconds	

Electrical Optical Characteristics at Ta=25°C

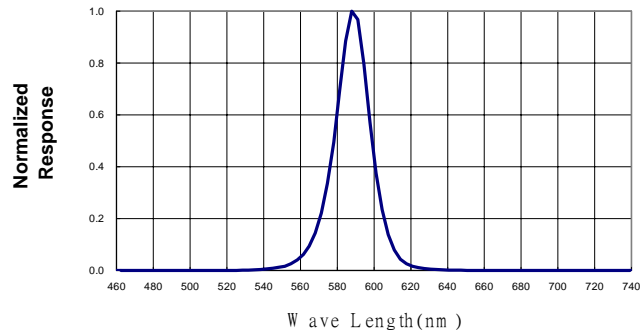
Parameter	Symbol	Min.	Typ.	Max.	Unit	Test Condition
Luminous Intensity	I_v	1600	3800	8000	mcd	$I_F=20mA$ (Note 1)
Viewing Angle	$2\theta_{1/2}$	11	17	23	Deg	(Note 2)
Peak Emission Wavelength	λ_p	587	592	597	nm	$I_F=20mA$
Dominant Wavelength	λ_d	584	590	596	nm	$I_F=20mA$ (Note 3)
Spectral Line Half-Width	$\Delta\lambda$	17	22	27	nm	$I_F=20mA$
Forward Voltage	V_F	1.6	2.0	2.5	V	$I_F=20mA$
Reverse Current	I_R	---	---	100	μA	$V_R=5V$

Note:

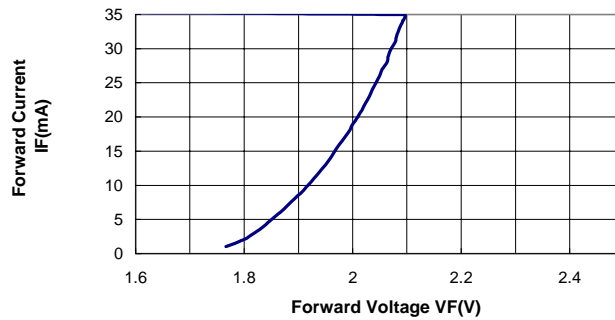
1. Luminous intensity is measured with a light sensor and filter combination that approximates the CIE eye-response curve.
2. $\theta_{1/2}$ is the off-axis angle at which the luminous intensity is half the axial luminous intensity.
3. The dominant wavelength (λ_d) is derived from the CIE chromaticity diagram and represents the single wavelength which defines the color of the device.

Typical Electrical / Optical Characteristics Curves
 (25°C Ambient Temperature Unless Otherwise Noted)

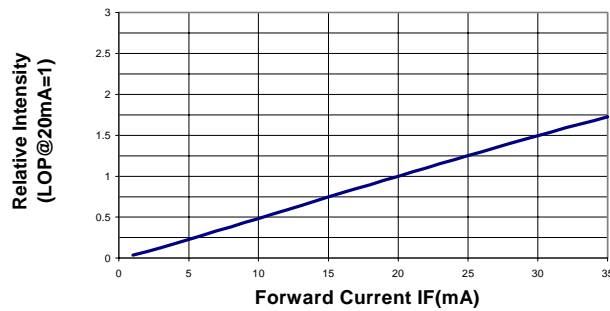
Spectral Radiance (Peak @ 592 nm)



Forward Current vs Forward Voltage



Relative Luminous Intensity vs Forward Current



Beam Pattern

